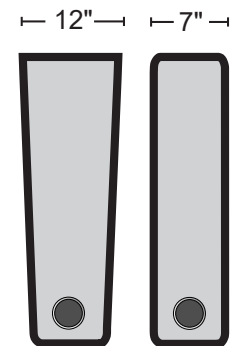
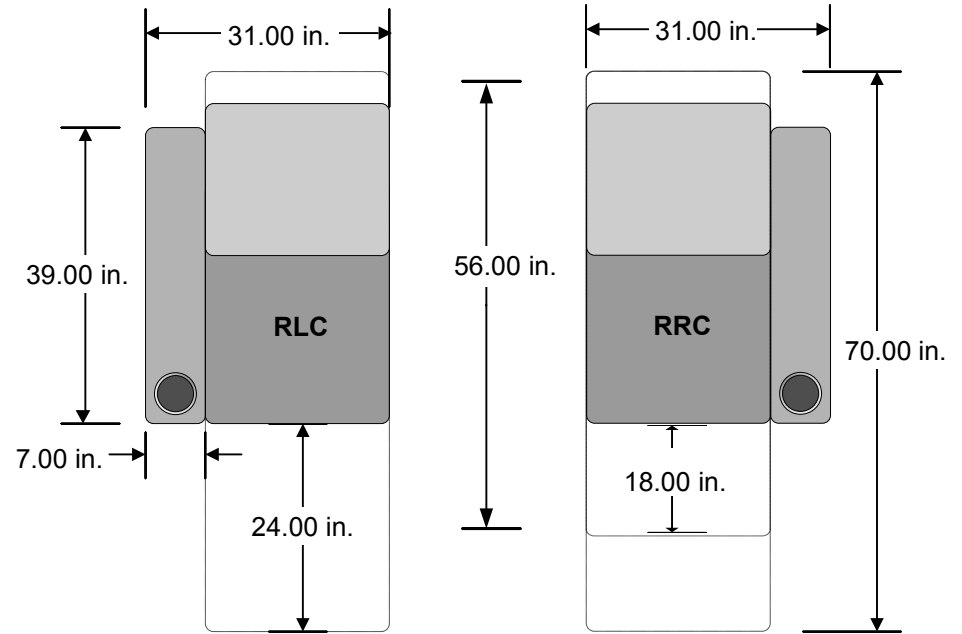
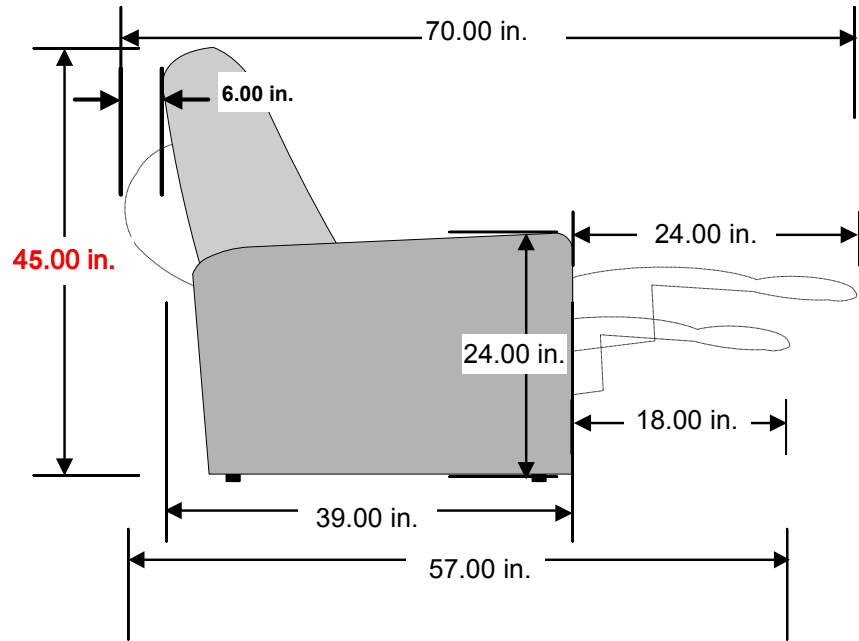





# Forte'


## Home Cinema Incliner Series II - Tallest back chair



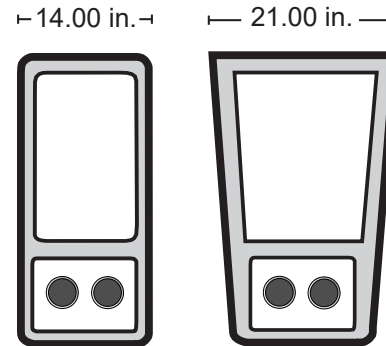
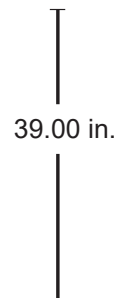
Small & Wedge no Storage Originals Outside & Center Arms



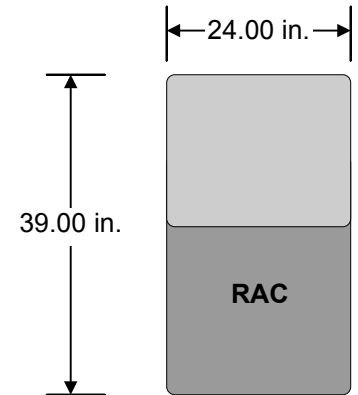
Small Straight Consoles w/o, or 1 or 2 cup holders



Small Wedge Consoles w/o, or 1 or 2 cup holders



Large Straight & Wedge Consoles w/o, or with 2 cup holders only



*Dimensions are subject to minor variances due to the custom fabrication of each seat.*




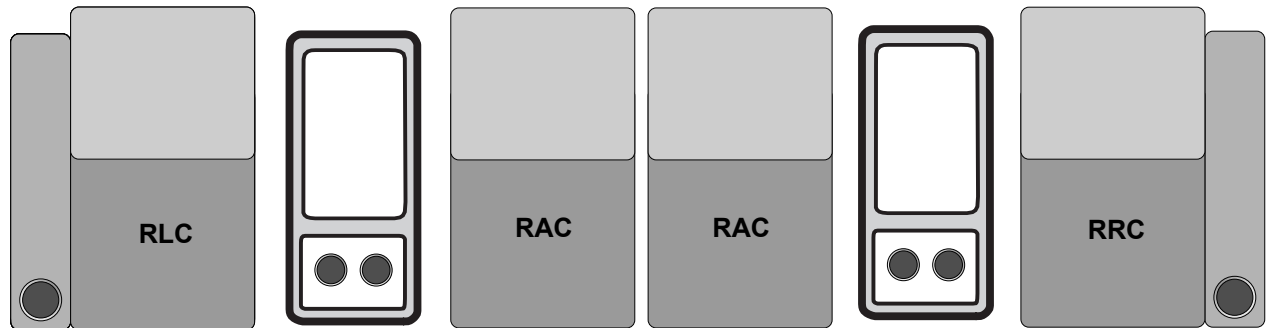
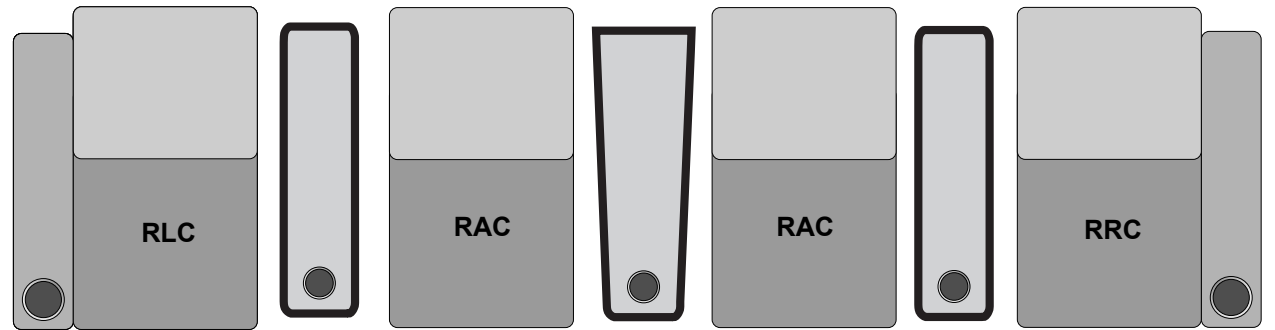
# Building Your Theater Rows

## Home Cinema Inclinor Series II & III

As you can see from the illustrations to the right, there are unlimited configurations and options to build your seating plans. We will always start from left to right, using a **RLC** (Reclining Left Chair) one arm chair to begin the row and ending with a **RRC** (Reclining Right Chair) one arm chair to close or end the row. Use **RAC** (Reclining Armless Chair) to fill the row.

You have **8** arm options in all designs of the **Series II** and **Series III** inclining Theater Seating. **Series I** are all single reclining chair designs and **do not have center arm options**. You can order arms with no cup holders also. Only storage consoles are shown and priced with two cup holder option. Straight outside arms have only, no or one cup holder option. All seating will ship with the selected center arm or center consoles attached to the right side facing chair, even the starting, Reclining Left Chair (**RLC**).

Some standard non-console arms will vary in dimension based on the style they were designed for. All storage consoles are identical and will work with any of the Series II or Series III seating. All seating in these two Series now embody our new 24" seat as standard across our line. Series I chairs will vary, check all dimension before building your rows.



Small & Wedge no Storage Originals Outside & Center Arms

Small Straight Consoles w/o, or 1 or 2 cup holders

Small Wedge Consoles w/o, or 1 or 2 cup holders

Large Straight & Wedge Consoles w/o, or with 2 cup holders only

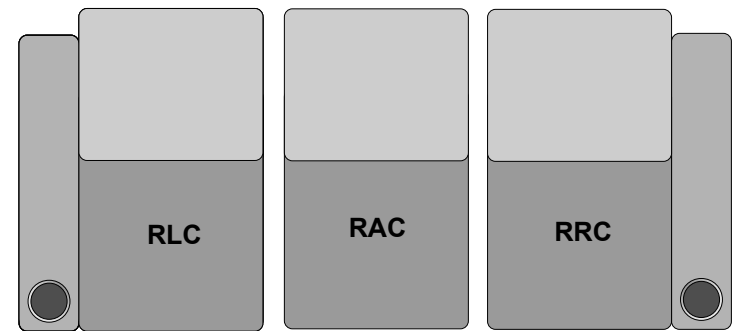
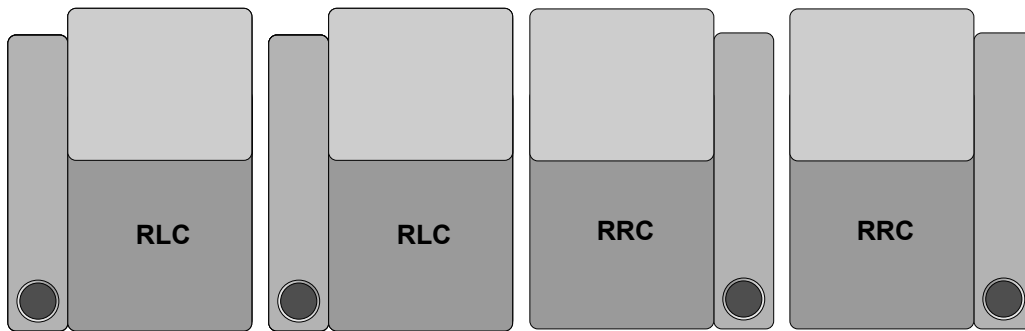
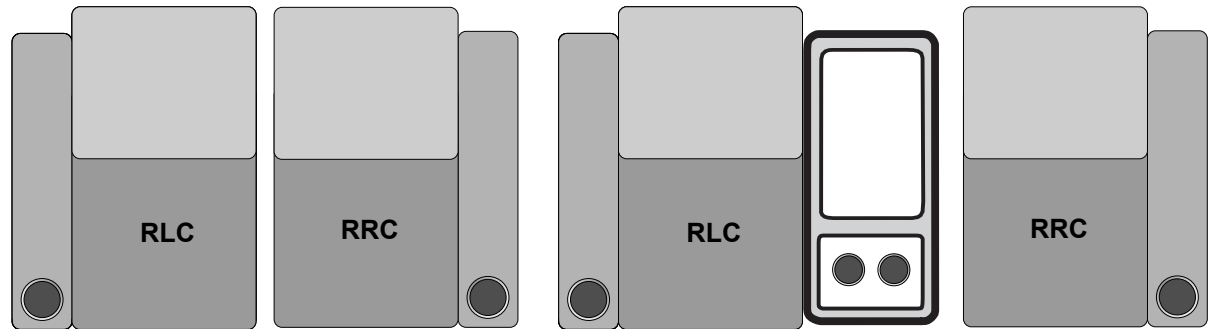
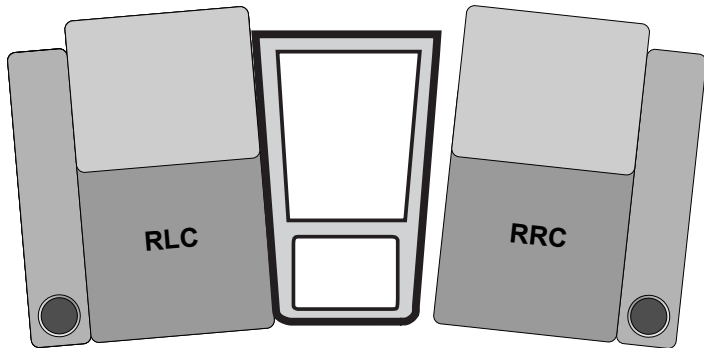
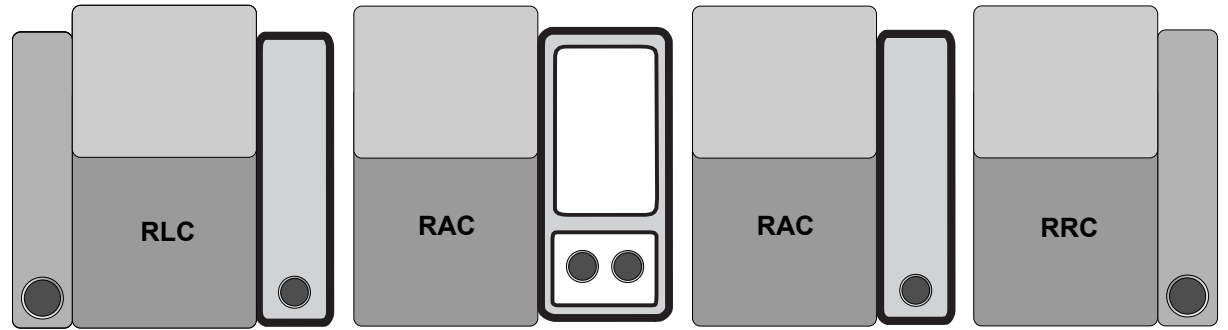
*Dimensions are subject to minor variances due to the custom fabrication of each seat.*



# Building Your Theater Rows

## Home Cinema Incliner Series II & III

Here are a few examples of the many configuration options. Please refer to each style's spec sheets for exact dimension and options.



*Dimensions are subject to minor variances due to the custom fabrication of each seat.*